


0200M (updates to 0454M) - COMPLETE FUEL LINE REPAIR & REPLACEMENT ASSORTMENTS

<p>3919 45° ELBOW HOLDER</p> 	<p>3920 90° ELBOW HOLDER</p> 	<p>2962CVT CONVOLUTED NYLON FUEL LINE TUBING</p>  <p>2963CVT CONVOLUTED NYLON FUEL LINE TUBING</p> 		
<p>MO29 NYLON TUBE CUTTER</p> 	<p>3118 5/16" X 3-3/4" ATTACHES TO QUICK CONNECTS 5/16 - 8MM NYLON TUBE</p>  <p>3134 3/8" X 3-3/4" ATTACHES TO QUICK CONNECTS 10MM NYLON TUBE</p> 	<p>49590 INSTALLATION LUBRICANT</p> 		
<p>3135 3/8" X 3-3/4" BELL FLARE CONNECTS TO 10MM NYLON TUBE</p> 	<p>3122 5/16" X 3 3/4" HOSE TO TUBE ADAPTER LINE FORD/ GM/ CHRYSLER/ IMPORTS FOR 8MM - 5/16" TUBING</p>  <p>3133 3/8" X 3 3/4" HOSE TO TUBE ADAPTER LINE FORD/ GM/ CHRYSLER/ IMPORTS FOR 10MM TUBING</p> 			
<p>3119 5/16" X 3- 3/4" BELL FLARE CONNECTS TO 5/16" - 8MM NYLON TUBE</p> 	<p>3917 TUBE HOLDER PIN W/WASHER 1/4" - 20</p>  <p>3921 TUBE HOLDER 5/16" - 8MM - 3/8" - 10MM - 1/2" - 5/8"</p> 			
<p>3907 NYLON CONNECTOR HOLDER</p> 	<p>3908 NYLON CONNECTOR HOLDER</p> 	<p>3909 NYLON CONNECTOR HOLDER</p> 	<p>3910 NYLON CONNECTOR HOLDER</p> 	<p>3901 PRESS TOOL</p> 



















0200M (updates to 0454M) - COMPLETE FUEL LINE REPAIR & REPLACEMENT ASSORTMENTS

<p>2964 5/16"- 90° NYLON CONNECTOR TO 8MM - 5/16"NYLON FUEL LINE (FORD)</p> <p>2</p>	<p>2965 5/16" NYLON CONNECTOR TO 8MM - 5/16"NYLON FUEL LINE (FORD)</p> <p>2</p>	<p>2966 3/8" NYLON CONNECTOR TO 8MM - 5/16"NYLON FUEL LINE (FORD)</p> <p>1</p>	<p>2967 3/8" NYLON CONNECTOR TO 10MM NYLON FUEL LINE (FORD)</p> <p>1</p>	<p>2971 3/8"- 90° NYLON CONNECTOR TO 10MM NYLON FUEL LINE (FORD)</p> <p>1</p>
<p>2972 3/8"- 90° NYLON CONNECTOR TO 8MM - 5/16" NYLON FUEL LINE (FORD)</p> <p>1</p>	<p>2974 5/16" NYLON CONNECTOR TO 10MM NYLON FUEL LINE (FORD)</p> <p>1</p>	<p>2973 1/4" NYLON CONNECTOR TO 8MM - 5/16" NYLON FUEL LINE (FORD/CHRYSLER)</p> <p>1</p>	<p>2978 3/8" NYLON CONNECTOR TO 10MM NYLON FUEL LINE (GM/CHRYSLER)</p> <p>2</p>	<p>2979 5/16" NYLON CONNECTOR TO 8MM - 5/16" NYLON FUEL LINE (GM/CHRYSLER)</p> <p>2</p>
<p>3153C 5/16"- 90° NYLON CONNECTOR TO 8MM - 5/16" NYLON FUEL LINE (GM/ CHRYSLER)</p> <p>1</p>	<p>3154C 3/8"- 90° NYLON CONNECTOR TO 10MM NYLON FUEL LINE (GM/ CHRYSLER)</p> <p>2</p>	<p>3155C 5/16"- 90° NYLON CONNECTOR TO 10MM NYLON FUEL LINE (GM/ CHRYSLER)</p> <p>1</p>	<p>3157C 3/8"- 45° ELBOW NYLON CONNECTOR TO 10MM NYLON FUEL LINE</p> <p>1</p>	<p>3156C 5/16"- 45° ELBOW NYLON CONNECTOR TO 5/16 - 8MM NYLON FUEL LINE</p> <p>1</p>
<p>3310 12MM NYLON CONNECTOR TO 1/2" NYLON FUEL LINE</p> <p>1</p>	<p>3311 12MM - 90° ELBOW NYLON CONNECTOR TO 8MM - 5/16" NYLON FUEL LINE</p> <p>1</p>	<p>3312 1/2" NYLON CONNECTOR TO 1/2" NYLON FUEL LINE</p> <p>1</p>	<p>3313 1/2"- 90° NYLON CONNECTOR TO 1/2" NYLON FUEL LINE</p> <p>1</p>	<p>3314 5/8" NYLON CONNECTOR TO 5/8" NYLON FUEL LINE</p> <p>1</p>
<p>3315 5/8"- 90° ELBOW NYLON CONNECTOR TO 5/18 NYLON FUEL LINE</p> <p>1</p>	<p>3316 5/8"- 45° ELBOW NYLON CONNECTOR TO 5/8 NYLON FUEL LINE</p> <p>1</p>	<p>3325 5/16" STEEL RETAINER CLIP</p> <p>1</p>	<p>3326 3/8" STEEL RETAINER CLIP</p> <p>1</p>	



0200M (updates to 0454M) - COMPLETE FUEL LINE REPAIR & REPLACEMENT ASSORTMENTS

<p>2980 360° Seal Clamp 5/16" - 8mm nylon tubing</p>  <p>10</p>	<p>2959 360° Seal Clamp 5/16" - 8mm nylon tubing</p>  <p>4</p>	<p>2856 360° Seal inline captive sleeve compression union 1/4"</p>  <p>2</p>	<p>2857 360° Seal inline captive sleeve compression union 5/16"</p>  <p>2</p>	<p>2858 360° Seal inline captive sleeve compression union 3/8"</p>  <p>2</p>	<p>4236 GM female fitting 10mm - 3/8" nylon tubing 16mm x 1.5 feed line</p>  <p>1</p>
<p>3241 360° Seal inline captive sleeve 10mm</p>  <p>1</p>	<p>3240 360° Seal inline captive sleeve nut</p>  <p>1</p>	<p>2859 360° Seal inline captive sleeve compression union 10mm</p>  <p>1</p>	<p>2846 360° Seal inline captive sleeve 90° compression union elbow 5/16"</p>  <p>1</p>	<p>2847 360° Seal inline captive sleeve 90° compression union elbow 3/8"</p>  <p>1</p>	<p>4237 GM female fitting 5/16" - 3/8" nylon tubing 14mm x 1.5 return line</p>  <p>1</p>
<p>2841 360° Seal inline captive sleeve reducer 3/8" - 5/16"</p>  <p>1</p>	<p>2842 360° Seal inline captive sleeve reducer 3/8" - 10mm</p>  <p>1</p>				
<p>2982 360° Seal Clamp 10mm nylon tubing</p>  <p>10</p>	<p>2968 10mm nylon tube joiner</p>  <p>4</p>				